تسلاکالا
021-9102 6126 | teslakala.com



ND9 Signal Light

1. General

1.1 Electric ratings: 6.3V,12V,24V,110,230V, AC50/60Hz;

1.2 Rated insulation voltage Ui: 500V;

1.3 Protection grade: IP20

1.4 Rated operational current: ≤20mA

1.5 Life: LED≥30000h;

1.6 Standard: IEC/EN 60947-5-1

2. Operating Conditions

2.1 Ambient temperature: -5℃ ~+40℃ ,
average temperature in 24 hours not exceed +35℃ ;

2.2 Altitude: ≤ 2000m;

2.3 Air conditions:
At mounting site, relative humidity not exceed 50% at the max temperature of +40℃ , higher relative humidity is allowable under lower temperature. For example, RH could be 90% at +20℃ . Special measures should be taken to occurrence of dews;

2.4 Mounting category: Ⅱ , Ⅲ ;

2.5 Pollution grade: Ⅱ ;

2.6 Mounting mode: TH35-7.5 standard rail, inclination between mounting and vertical plane not exceed 5°;

2.7 Weight(kg) :0.05.

3. Wirng

Cross section area of the conductor is 1.0mm², and tightening torque should be 0.8N•m

CE RoHS

4. Overall and mounting dimensions (mm)

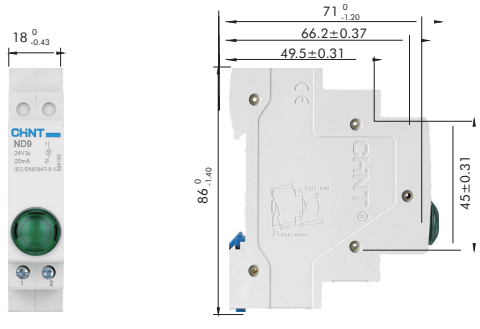

تسلاکالا
021-9102 6126 | teslakala.com

ND9	1	/B	110V
Product type	**Number of light**	**Color of light**	**Indicator voltage**
ND9	1 2	/B: Blue /G: Green /R: Red /W: White /Y: Yellow	6.3V 12V 24V 110V 230V

Diagram	Ui(V)	Number of light	Indicator voltage(V)	Description	Code
	500	1	AC/DC110	ND9-1/B 110V	594122
	500	1	AC/DC110	ND9-1/G 110V	594107
	500	1	AC/DC110	ND9-1/R 110V	594112
	500	1	AC/DC110	ND9-1/W 110V	594127
	500	1	AC/DC110	ND9-1/Y 110V	594117
	500	1	AC/DC12	ND9-1/B 12V	594120
	500	1	AC/DC12	ND9-1/G 12V	594105
	500	1	AC/DC12	ND9-1/R 12V	594110
	500	1	AC/DC12	ND9-1/W 12V	594125
	500	1	AC/DC12	ND9-1/Y 12V	594115
	500	1	AC/DC230	ND9-1/B 230V	594123
	500	1	AC/DC230	ND9-1/G 230V	594108
	500	1	AC/DC230	ND9-1/R 230V	594113
	500	1	AC/DC230	ND9-1/W 230V	594128
	500	1	AC/DC230	ND9-1/Y 230V	594118
	500	1	AC/DC24	ND9-1/B 24V	594121
	500	1	AC/DC24	ND9-1/G 24V	594106
	500	1	AC/DC24	ND9-1/R 24V	594111
	500	1	AC/DC24	ND9-1/W 24V	594126
	500	1	AC/DC24	ND9-1/Y 24V	594116
	500	1	AC/DC6.3	ND9-1/B 6.3V	594119
	500	1	AC/DC6.3	ND9-1/G 6.3V	594104
	500	1	AC/DC6.3	ND9-1/R 6.3V	594109
	500	1	AC/DC6.3	ND9-1/W 6.3V	594124
	500	1	AC/DC6.3	ND9-1/Y 6.3V	594114
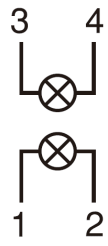	500	2	AC/DC110	ND9-2/BB 110V	594192
	500	2	AC/DC110	ND9-2/BW 110V	594197
	500	2	AC/DC110	ND9-2/GB 110V	594147
	500	2	AC/DC110	ND9-2/GG 110V	594132
	500	2	AC/DC110	ND9-2/GR 110V	594137
	500	2	AC/DC110	ND9-2/GW 110V	594152
	500	2	AC/DC110	ND9-2/GY 110V	594142
	500	2	AC/DC110	ND9-2/RB 110V	594167
	500	2	AC/DC110	ND9-2/RR 110V	594157
	500	2	AC/DC110	ND9-2/RW 110V	594172
	500	2	AC/DC110	ND9-2/RY 110V	594162
	500	2	AC/DC110	ND9-2/WW 110V	594202

Diagram	Ui(V)	Number of light	Indicator voltage(V)	Description	Code
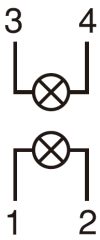	500	2	AC/DC12	ND9-2/GB 12V	594145
	500	2	AC/DC12	ND9-2/GG 12V	594130
	500	2	AC/DC12	ND9-2/GR 12V	594135
	500	2	AC/DC12	ND9-2/GW 12V	594150
	500	2	AC/DC12	ND9-2/GY 12V	594140
	500	2	AC/DC12	ND9-2/RB 12V	594165
	500	2	AC/DC12	ND9-2/RR 12V	594155
	500	2	AC/DC12	ND9-2/RW 12V	594170
	500	2	AC/DC12	ND9-2/RY 12V	594160
	500	2	AC/DC12	ND9-2/WW 12V	594200
	500	2	AC/DC12	ND9-2/YB 12V	594180
	500	2	AC/DC12	ND9-2/YW 12V	594185
	500	2	AC/DC12	ND9-2/YY 12V	594175
	500	2	AC/DC230	ND9-2/BB 230V	594193
	500	2	AC/DC230	ND9-2/BW 230V	594198
	500	2	AC/DC230	ND9-2/GB 230V	594148
	500	2	AC/DC230	ND9-2/GG 230V	594133
	500	2	AC/DC230	ND9-2/GR 230V	594138
	500	2	AC/DC230	ND9-2/GW 230V	594153
	500	2	AC/DC230	ND9-2/GY 230V	594143
	500	2	AC/DC230	ND9-2/RB 230V	594168
	500	2	AC/DC230	ND9-2/RR 230V	594158
	500	2	AC/DC230	ND9-2/RW 230V	594173
	500	2	AC/DC230	ND9-2/RY 230V	594163
	500	2	AC/DC230	ND9-2/WW 230V	594203
	500	2	AC/DC230	ND9-2/YB 230V	594183
	500	2	AC/DC230	ND9-2/YW 230V	594188
	500	2	AC/DC230	ND9-2/YY 230V	594178
	500	2	AC/DC24	ND9-2/BB 24V	594191
	500	2	AC/DC24	ND9-2/BW 24V	594196
	500	2	AC/DC24	ND9-2/GB 24V	594146
	500	2	AC/DC24	ND9-2/GG 24V	594131
	500	2	AC/DC24	ND9-2/GR 24V	594136
	500	2	AC/DC24	ND9-2/GW 24V	594151
	500	2	AC/DC24	ND9-2/GY 24V	594141
	500	2	AC/DC24	ND9-2/RB 24V	594166
	500	2	AC/DC24	ND9-2/RR 24V	594156
	500	2	AC/DC24	ND9-2/RW 24V	594171
	500	2	AC/DC24	ND9-2/RY 24V	594161
	500	2	AC/DC24	ND9-2/WW 24V	594201
	500	2	AC/DC24	ND9-2/YB 24V	594181
	500	2	AC/DC24	ND9-2/YW 24V	594186
	500	2	AC/DC24	ND9-2/YY 24V	594176

تسلاکالا
021-9102 6126 | teslakala.com

Diagram	Ui(V)	Number of light	Indicator voltage(V)	Description	Code
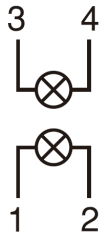	500	2	AC/DC6.3	ND9-2/BB 6.3V	594189
	500	2	AC/DC6.3	ND9-2/BW 6.3V	594194
	500	2	AC/DC6.3	ND9-2/GB 6.3V	594144
	500	2	AC/DC6.3	ND9-2/GG 6.3V	594129
	500	2	AC/DC6.3	ND9-2/GR 6.3V	594134
	500	2	AC/DC6.3	ND9-2/GW 6.3V	594149
	500	2	AC/DC6.3	ND9-2/GY 6.3V	594139
	500	2	AC/DC6.3	ND9-2/RB 6.3V	594164
	500	2	AC/DC6.3	ND9-2/RR 6.3V	594154
	500	2	AC/DC6.3	ND9-2/RW 6.3V	594169
	500	2	AC/DC6.3	ND9-2/RY 6.3V	594159
	500	2	AC/DC6.3	ND9-2/WW 6.3V	594199
	500	2	AC/DC6.3	ND9-2/YB 6.3V	594179
	500	2	AC/DC6.3	ND9-2/YW 6.3V	594184
	500	2	AC/DC6.3	ND9-2/YY 6.3V	594174